

AC INPUT 2-WIRE TRANSMITTER

ACT-2I/ACT2V

- ACCURACY OF 0.1%
- AC CURRENT INPUT
- AC VOLTAGE INPUT
- COMPLETE ISOLATION
- LOW COST
- 3-YEAR WARRANTY



The ACT-2I and ACT-2V are isolated two-wire transmitters which convert ac current / voltage input signals into a proportional, linear and highly accurate 4-20mA dc process currents.

For complete safety, internal transformers isolate the input, enabling the ACT-2I and the ACT-2V to withstand large momentary input signals.

Complete input to output isolation, high surge current capacity and high output signal to noise ratio, make the Series 2 transmitters highly immune to ground loop signals and RFI.

Wide input current ranges are obtained by changing one resistor for coarse range setting. This resistor is located behind the unit cover.

Fine tuning is achieved via the "Zero" and "Span" front panel accessible, multi-turn potentiometers.

The ACT-2 units are equipped with a "test" terminal which enables monitoring of the output current by measuring the voltage drop across a 10Ω internal resistor without opening the current loop.

The units are housed in a low profile, polycarbonate enclosure, mounted on a standard DIN rail. Their front access terminals allow the units to be mounted side by side, with no wasted space in high density installations.

ACT-2I

INPUT: AC current

INPUT SPAN: 1 to 10 Aac (RMS)

INPUT BURDEN: 0.26 VA at 5 Aac input

FREQUENCY: 40 - 500 Hz

INRUSH CURRENT:

40 Aac (RMS) maximum for 8 sec. every 10 minutes

75 Aac (RMS) maximum, for 1 sec. every 10 minutes.

ISOLATION: 2.5KV RMS/1 minute

WEIGHT: 0.15 Kg

ACT-2V

INPUT: Voltage input.

INPUT SPAN (factory set):
80 to 420 Vac (RMS)

INPUT BURDEN:

1.4 VA at 230 Vac input

0.3 VA at 120 Vac

FREQUENCY: 40-500 Hz

ISOLATION: 2.5KV RMS/1 minute

WEIGHT: 0.2 Kg

OUTPUT CURRENT RANGE: 4 - 20 mA

TEST TERMINALS: 40 - 200 mV represents 4 - 20 mA

SUPPLY VOLTAGE: 10 - 32 Vdc, reverse polarity protected

SUPPLY AND LOAD VARIATION EFFECT:

<±0.03% of span for full change

LOOP DRIVE: $R_{max}(\Omega) = (V_{sup}-10)/0.02$

RESPONSE TIME: 220 msec (0 - 98% of span)

OUTPUT RIPPLE: Better than 0.1% of span RMS

ACCURACY (2-100% of input span):

±0.1% of span for pure sinusoidal input

FINE ADJUSTABILITY:

Zero: ±35% of span minimum

Span: ±25% of span minimum

CMR: 122 dB typical. 117 dB minimum

TEMPERATURE STABILITY: ±0.015% of span/1°K

OPERATION TEMPERATURE: -20 to 70°C

Option: -30 to +80°C

Storage: -40 to +90°C

HUMIDITY: 5-95% relative, non condensed

HOUSING: Plastic Polycarbonate

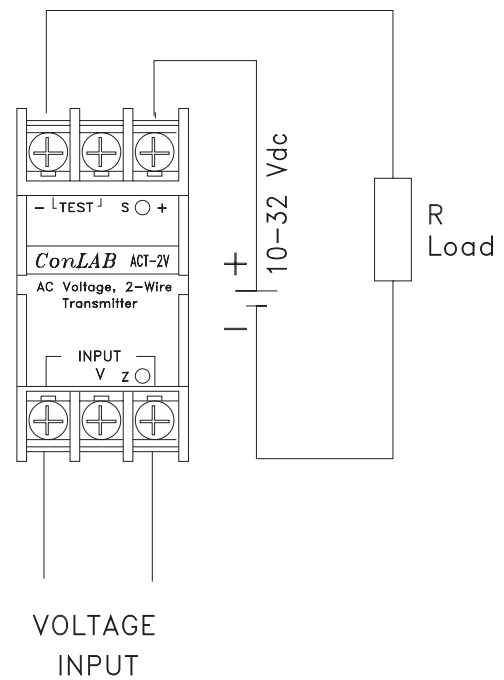
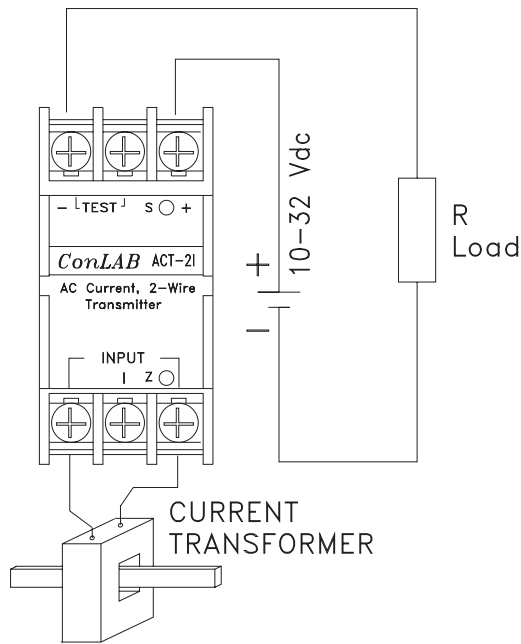
PROTECTION LEVEL:

Box: According to IP- 50 DIN 40050

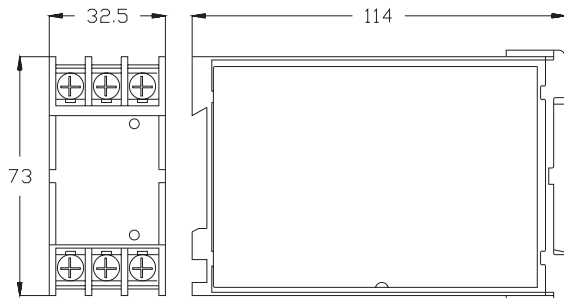
Terminals: According to IP-10 DIN 40050

MOUNTING: Standard 35 mm DIN rail

Connection Diagrams



Dimensions (mm)



Ordering Information

| | |
|-----------------------------------|-------------------------|
| Product Type | ACT-2-V-120-1-S |
| Input Type | I- Current / V- Voltage |
| Max. Input Span | 120 |
| Input Freq. 1-50, 2-60, 3-400 Hz | 1 |
| S - -20 to 70 C / E - -30 to 80 C | S |

ACT-2I / ACT-2V

